

Operating instructions for installing the earthing bracket in BJB terminal blocks



46.413.E115-0 Snap-in Earth bracket



46.413.E113-0 Earth bracket, screw fixing

Table of contents

Operating instructions for installing the earthing bracket in BJB terminal blocks.....	1
1. General Information.....	1
2. Dimensions	2
3. Product positioning	2

1. General Information

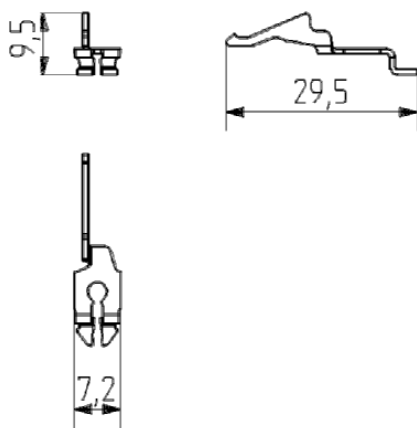
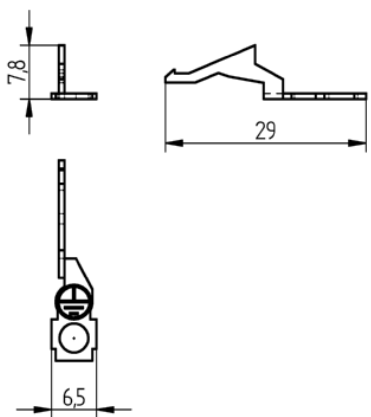
The earth brackets are intended for use in luminaires in accordance with DIN EN 60598.

After assembling the earth bracket, its safety must be tested and comply with all requirements in accordance with DIN EN 60598.

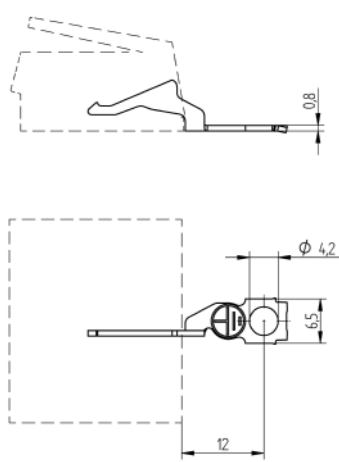

The assembly of the earth bracket may only be carried out by qualified personnel.

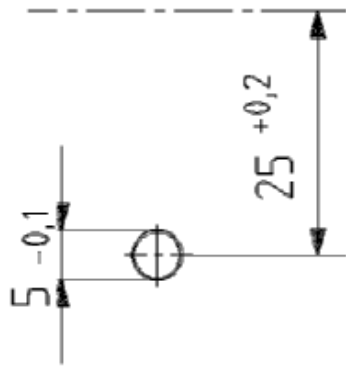
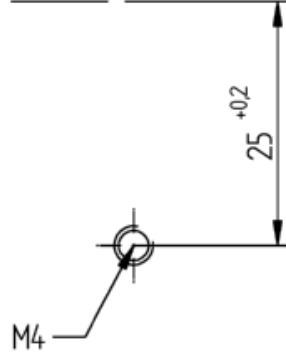
Before assembly, both the terminal blocks and the earth brackets must be checked to ensure they are not damaged.

2. Dimensions

	
Dimensions 46.413.E115-0	Dimensions 46.413.E113-0

3. Product positioning

	
Example of positioning of the earth bracket, screw on, in a 3 pole terminal block	

	
Screwhole for 46.413.E115-0	Screwhole for 46.413.E113-0